






EUROPEAN TOURING CAR CUP - SUPER 2000

ALL-TIME STATISTICS - DRIVERS

	2005	2006	2007	2008	2009	2010	2011	2012	TOTAL
<i>driver</i>									
RACE WINS									
Michel NYKJÆR (DNK)	-	-	1	1	-	4	0	-	6
Fernando MONJE (ESP)	-	-	-	-	-	-	-	2	2
Ryan SHARP (GBR)	-	2	-	-	-	-	-	-	2
James THOMPSON (GBR)	-	-	-	-	1	1	-	-	2
César CAMPANIÇO (PRT)	-	-	0	0	-	1	-	-	1
Tomas ENGSTRÖM (SWE)	0	0	1	0	0	0	0	-	1
Petr FULIN (CZE)	-	-	-	-	-	-	-	1	1
Fabrizio GIOVANARDI (ITA)	-	-	-	-	-	-	1	-	1
Michal MATEJOVSKY (CZE)	-	-	-	-	-	-	-	1	1
Norbert MICHELISZ (HUN)	-	-	-	-	1	-	-	-	1
Oscar NOGUES (ESP)	-	-	-	1	-	-	-	-	1
Pepe ORIOLA (ESP)	-	-	-	-	-	-	1	-	1
Jason PLATO (GBR)	1	-	-	-	-	-	-	-	1
Alessandro ZANARDI (ITA)	1	0	-	-	-	-	-	-	1
TOTAL	2	2	2	2	2	6	2	4	22
POLE POSITIONS									
James THOMPSON (GBR)	-	-	-	-	0	3	-	-	3
Fernando MONJE (ESP)	-	-	-	-	-	-	-	2	2
Alessandro ZANARDI (ITA)	1	1	-	-	-	-	-	-	2
Fabrizio GIOVANARDI (ITA)	-	-	-	-	-	-	1	-	1
Tomas ENGSTRÖM (SWE)	0	0	1	0	0	0	0	-	1
Norbert MICHELISZ (HUN)	-	-	-	-	1	-	-	-	1
Michel NYKJÆR (DNK)	-	-	0	1	-	0	0	-	1
TOTAL	1	1	1	1	1	3	1	2	11
FASTEST LAPS									
Michel NYKJÆR (DNK)	-	-	0	1	-	4	0	-	5
Tomas ENGSTRÖM (SWE)	0	0	0	0	0	1	2	-	3
Fernando MONJE (ESP)	-	-	-	-	-	-	-	3	3
Ryan SHARP (GBR)	-	2	-	-	-	-	-	-	2
César CAMPANIÇO (PRT)	-	-	0	0	-	1	-	-	1
Maurizio CERESOLI (ITA)	-	-	1	-	-	-	-	-	1
Richard GÖRANSSON (SWE)	0	-	-	1	-	-	-	-	1
Franz ENGSTLER (DEU)	0	-	-	0	1	-	-	-	1
Claudia HÜRTGEN (DEU)	1	-	-	-	-	-	-	-	1
Michal MATEJOVSKY (CZE)	-	-	-	-	-	-	-	1	1
Norbert MICHELISZ (HUN)	-	-	-	-	1	-	-	-	1
Pontus MÖRTH (SWE)	-	-	1	-	-	-	-	-	1
Salvatore TAVANO (ITA)	1	-	-	-	-	-	-	-	1
TOTAL	2	2	2	2	2	6	2	4	22
LAPS LED									
Michel NYKJÆR (DNK)	-	-	8	6	-	46	0	-	60
Tomas ENGSTRÖM (SWE)	0	5	19	0	-	17	0	-	41
Fernando MONJE (ESP)	-	-	-	-	-	-	-	23	23
James THOMPSON (GBR)	-	-	-	-	3	17	-	-	20
Oscar NOGUES (ESP)	-	-	-	18	-	-	-	-	18
Norbert MICHELISZ (HUN)	-	-	-	-	17	-	-	-	17
Ryan SHARP (GBR)	-	17	-	-	-	-	-	-	17
Alessandro ZANARDI (ITA)	13	3	-	-	-	-	-	-	16
César CAMPANIÇO (PRT)	-	-	0	0	-	14	-	-	14
Fabrizio GIOVANARDI (ITA)	-	-	-	-	-	-	14	-	14
Petr FULIN (CZE)	-	-	-	-	-	-	-	11	11
Jens Reno MØLLER (DNK)	-	-	11	0	-	-	-	-	11
Pepe ORIOLA (ESP)	-	-	-	-	-	-	11	-	11
Jason PLATO (GBR)	10	-	-	-	-	-	-	-	10
Harry VAULKHARD (GBR)	-	-	-	-	9	-	-	-	9
Michal MATEJOVSKY (CZE)	-	-	-	-	-	-	-	6	6
Ibrahim OKYAY (TUR)	-	-	-	-	-	4	0	-	4
Richard GÖRANSSON (SWE)	3	-	-	0	-	-	-	-	3
Carl ROSENBLAD (SWE)	-	3	-	-	-	-	-	-	3
Duarte Félix DA COSTA (PRT)	-	-	-	-	2	-	-	-	2
Wolfgang TREML (AUT)	-	-	-	-	-	-	1	-	1
TOTAL	26	28	38	24	31	98	26	40	311

	EUROPEAN TOURING CAR CUP - SUPER 2000								
	ALL-TIME STATISTICS - MANUFACTURERS								
manufacturer	2005	2006	2007	2008	2009	2010	2011	2012	TOTAL
RACE WINS									
SEAT	1	2	1	1	1	4	1	3	14
HONDA	0	0	1	0	1	1	1	0	4
BMW	1	0	0	0	0	1	0	1	3
CHEVROLET	-	0	0	1	0	0	0	-	1
TOTAL	2	2	2	2	2	6	2	4	22
POLE POSITIONS									
HONDA	0	0	1	0	0	3	1	0	5
SEAT	0	0	0	0	1	0	0	2	3
BMW	1	1	0	0	0	0	0	0	2
CHEVROLET	-	0	0	1	0	0	0	0	1
TOTAL	1	1	1	1	1	3	1	2	11
FASTEST LAPS									
SEAT	0	2	1	0	1	4	0	4	12
BMW	1	0	0	1	1	1	0	0	4
HONDA	0	0	0	0	0	1	2	0	3
CHEVROLET	-	0	1	1	0	0	0	-	2
ALFA ROMEO	1	0	0	-	-	-	-	-	1
TOTAL	2	2	2	2	2	6	2	4	22
LAPS LED									
SEAT	10	17	8	18	17	46	11	29	156
HONDA	0	5	30	0	3	34	15	0	87
BMW	16	6	0	0	0	18	0	11	51
CHEVROLET	-	0	0	6	11	0	0	-	17
TOTAL	26	28	38	24	31	98	26	40	311

	EUROPEAN TOURING CAR CUP - SUPER 1600								
	ALL-TIME STATISTICS - DRIVERS								
<i>driver</i>	2005	2006	2007 *	2008	2009	2010	2011	2012	TOTAL
RACE WINS									
Carsten SEIFERT (DEU)			-	0	2	3	-	-	5
Kevin KRAMMES (DEU)			-	-	-	-	-	4	4
Jens LÖHNIG (DEU)			0	0	-	3	-	-	3
Ralf MARTIN (DEU)			-	2	-	-	-	-	2
Thomas MÜHLENZ (DEU)			-	-	-	-	2	-	2
Jens-Guido WEIMANN (DEU)			2	-	-	-	-	-	2
TOTAL			0	2	2	6	2	4	16
POLE POSITIONS									
Jens LÖHNIG (DEU)			0	0	-	2	-	-	2
Carsten SEIFERT (DEU)			-	0	1	1	-	-	2
Kevin KRAMMES (DEU)			-	-	-	-	-	1	1
Ralf MARTIN (DEU)			-	1	-	-	-	-	1
Thomas MÜHLENZ (DEU)			-	-	-	-	1	-	1
Paolo NECCHI (ITA)			-	-	-	-	-	1	1
Jens-Guido WEIMANN (DEU)			1	-	-	-	-	-	1
TOTAL			1	1	1	3	1	2	9
FASTEST LAPS									
Jens LÖHNIG (DEU)			0	0	-	4	-	-	4
Carsten SEIFERT (DEU)			-	0	2	2	-	-	4
Kevin KRAMMES (DEU)			-	-	-	-	-	3	3
Thomas MÜHLENZ (DEU)			-	-	-	-	2	-	2
Jens-Guido WEIMANN (DEU)			2	-	-	-	-	-	2
Ulrike KRAFFT (DEU)			-	-	-	-	-	1	1
Andrii KRUGLYK (UKR)			-	1	0	-	-	-	1
Ralf MARTIN (DEU)			-	1	-	-	-	-	1
TOTAL			2	2	2	6	2	4	18
LAPS LED									
Carsten SEIFERT (DEU)			-	1	34	64	-	-	99
Jens-Guido WEIMANN (DEU)			38	-	-	-	-	-	38
Jens LÖHNIG (DEU)			0	0	-	34	-	-	34
Thomas MÜHLENZ (DEU)			-	-	-	-	26	-	26
Kevin KRAMMES (DEU)			-	-	-	-	-	39	39
Ralf MARTIN (DEU)			-	19	-	-	-	-	19
Andrii KRUGLYK (UKR)			-	4	0	-	-	-	4
Ronny REINSBERGER (DEU)			-	-	-	-	-	1	1
TOTAL			38	24	34	98	26	40	260

	EUROPEAN TOURING CAR CUP - SUPER 1600								
	ALL-TIME STATISTICS - MANUFACTURERS								
<i>manufacturer</i>	2005	2006	2007 *	2008	2009	2010	2011	2011	TOTAL
RACE WINS									
FORD			2	2	2	6	2	4	18
TOTAL			2	2	2	6	2	4	18
POLE POSITIONS									
FORD			1	1	1	3	1	2	9
TOTAL			1	1	1	3	1	2	9
FASTEST LAPS									
FORD			2	2	2	6	2	4	18
TOTAL			2	2	2	6	2	4	18
LAPS LED									
FORD			38	24	34	98	26	40	260
TOTAL			38	24	34	98	26	40	260

* Exhibition races



EUROPEAN TOURING CAR CUP - SUPER PRODUCTION

ALL-TIME STATISTICS - DRIVERS

	2005	2006	2007	2008	2009	2010	2011	2012	TOTAL
<i>driver</i>									
RACE WINS									
Vojislav LEKIĆ (SRB)	-	-	-	-	-	4	-	-	4
Aleksandar TOŠIĆ (SRB)	-	-	-	-	-	-	2	2	4
Aleksey BASOV (RUS)	-	-	2	-	-	-	-	-	2
Marcis BIRKENS (LAT)	-	-	-	-	2	0	-	-	2
Fabio FABIANI (ITA)	-	-	0	2	-	0	0	0	2
Lorenzo FALESSI (ITA)	2	-	-	-	-	-	-	-	2
Nikolay KARAMYSHEV (RUS)	-	-	-	0	0	-	-	2	2
Alexander LVOV (RUS)	-	2	-	-	-	-	-	-	2
TOTAL	2	2	2	2	2	4	2	4	20
POLE POSITIONS									
Fabio FABIANI (ITA)	-	-	1	1	-	0	0	0	2
Vojislav LEKIĆ (SRB)	-	-	-	-	-	2	-	-	2
Aleksandar TOŠIĆ (SRB)	-	-	-	-	-	-	1	1	2
Marcis BIRKENS (LAT)	-	-	-	-	0	1	-	-	1
Nikolay KARAMYSHEV (RUS)	-	-	-	0	0	-	-	1	1
Lorenzo PASQUINELLI (ITA)	1	-	-	-	-	-	-	-	1
Andrei ROMANOV (RUS)	-	1	-	-	-	-	-	-	1
Michail ZASADYCH (RUS)	-	0	-	-	1	-	-	-	1
TOTAL	1	1	1	1	1	3	1	2	11
FASTEST LAPS									
Aleksandar TOŠIĆ (SRB)	-	-	-	-	-	-	2	3	5
Vojislav LEKIĆ (SRB)	-	-	-	-	-	4	-	-	4
Marcis BIRKENS (LAT)	-	-	-	-	2	1	-	-	3
Nikolay KARAMYSHEV (RUS)	-	-	-	1	0	-	-	1	2
Aleksey BASOV (RUS)	-	-	1	-	-	-	-	-	1
Fabio FABIANI (ITA)	-	-	0	1	-	0	0	0	1
Lorenzo FALESSI (ITA)	1	-	-	-	-	-	-	-	1
Raimo KULLI (EST)	-	1	-	-	-	-	-	-	1
Alexander LVOV (RUS)	-	1	-	-	-	-	-	-	1
Anton MARKIN (RUS)	-	-	1	-	-	-	-	-	1
Lorenzo PASQUINELLI (ITA)	1	-	-	-	-	-	-	-	1
TOTAL	2	2	2	2	2	5	0	1	16
LAPS LED									
Vojislav LEKIĆ (SRB)	-	-	-	-	-	62	-	-	62
Aleksandar TOŠIĆ (SRB)	-	-	-	-	-	-	26	21	47
Aleksey BASOV (RUS)	-	-	38	-	-	-	-	-	38
Marcis BIRKENS (LAT)	-	-	-	-	32	5	-	-	37
Fabio FABIANI (ITA)	-	-	0	24	-	2	0	0	26
Nikolay KARAMYSHEV (RUS)	-	-	-	0	0	-	-	19	19
Lorenzo FALESSI (ITA)	18	-	-	-	-	-	-	-	18
Alexander LVOV (RUS)	-	17	-	-	-	-	-	-	17
Raimo KULLI (EST)	-	9	-	-	-	-	-	-	9
Lorenzo PASQUINELLI (ITA)	8	-	-	-	-	-	-	-	8
Michail ZASADYCH (RUS)	-	0	-	-	2	-	-	-	2
TOTAL	26	26	38	24	34	69	26	40	283



EUROPEAN TOURING CAR CUP - SUPER PRODUCTION

ALL-TIME STATISTICS - MANUFACTURERS

	2005	2006	2007	2008	2009	2010	2011	2011	TOTAL
<i>manufacturer</i>									
RACE WINS									
HONDA	-	2	2	0	2	4	2	4	16
ALFA ROMEO	2	-	-	-	-	-	-	-	2
BMW	0	0	0	2	0	0	0	0	2
TOTAL	2	2	2	2	2	4	2	4	20
POLE POSITIONS									
HONDA	-	0	0	0	0	3	1	2	6
BMW	1	1	1	1	1	0	0	0	5
TOTAL	1	1	1	1	1	0	0	0	5
FASTEST LAPS									
HONDA	-	1	1	0	2	5	2	4	15
BMW	1	0	1	1	0	0	0	0	3
ALFA ROMEO	1	-	-	-	-	-	-	-	1
ŠKODA	-	1	-	-	-	-	-	-	1
VOLKSWAGEN	0	0	-	1	0	-	-	-	1
TOTAL	2	2	2	2	2	5	2	4	21
LAPS LED									
HONDA	-	17	38	0	32	67	26	40	220
BMW	8	0	0	24	2	2	0	0	36
ALFA ROMEO	18	-	-	-	-	-	-	-	18
ŠKODA	-	9	-	-	-	-	-	-	9
TOTAL	26	26	38	24	34	69	26	40	283